


DEALER KIT

All the hoses and fittings you need to cover a wide range of bikes, quads, scooters and specials.

Supplied with 30 assorted hoses, ranging from 150mm to 725mm in length, plus a selection of fittings in stainless steel or high quality chrome finish

PART No.

-3PPMERC30	CHROME FITTINGS
-3PPMERS30	STAINLESS FITTINGS



DEALER BOX CONTENT								
No	DESCRIPTION	PART No.	No	DESCRIPTION	PART No.	No	DESCRIPTION	PART No
6	STRAIGHT BANJO	3/60081	50	CU. WASHERS	C101	2	600mm LINE	3H0600
6	20° BANJO	3/60082	1	'T' CONNECTOR	776	2	625mm LINE	3H0625
4	45° BANJO	3/60087	1	150mm LINE	3H0150	3	650mm LINE	3H0650
4	90° BANJO	3/60084	1	325mm LINE	3H0325	3	675mm LINE	3H0675
4	20° SIDE BANJO	3/60085	1	350mm LINE	3H0350	1	700mm LINE	3H0700
2	10x1 ADAPTOR.	3/60100A	2	375mm LINE	3H0375	1	725mm LINE	3H0725
1	10x1 FEM. ADAPTOR	3/60100FA	2	400mm LINE	3H0400	1	DOT 4.1 FLUID	VBF 250
1	10x1.25 ADAPTOR	3/60125A	2	450mm LINE	3H0450	20	STICKERS	LARGE
4	10X1 BANJO BOLT	110100D	2	475mm LINE	3H0475	50	STICKERS	SMALL
2	10X1 DOUBLE B/B	210100D	2	500mm LINE	3H0500	1	APPLICATIONS	BOOK
8	10X1.25 B. BOLT	110125D	2	525mm LINE	3H0525	1	STORAGE	VWK006
4	10X1.25 DOUBLE B/B	210125D	3	575mm LINE	3H0575	1	ORGANISER	VWK007

BANJO BOLTS		
110100DC	10X1 SINGLE – CHROME	
110100DS	10X1 SINGLE – STAINLESS	
110125DC	10X1.25 SINGLE – CHROME	
110125DS	10X1.25 SINGLE – STAINLESS	
110375DC	3/8 UNF SINGLE – CHROME	
110375DS	3/8 UNF SINGLE – STAINLESS	
110275DC	5/16 BSF SINGLE – CHROME	
110275DS	5/16 BSF SINGLE – STAINLESS	
210100DC	10X1 DOUBLE – CHROME	
210100DS	10X1 DOUBLE – STAINLESS	
210125DC	10X1.25 DOUBLE – CHROME	
210125DS	10X1.25 DOUBLE – STAINLESS	
210375DC	3/8 UNF DOUBLE – CHROME	
210375DS	3/8 UNF DOUBLE – STAINLESS	
210275DC	5/16 BSF DOUBLE – CHROME	
210275DS	5/16 BSF DOUBLE – STAINLESS	


BANJOS (1/8 BSP thread)		
3/60081C	STRAIGHT BANJO – CHROME	
3/60081S	STRAIGHT BANJO – STAINLESS	
3/60082C	20° BANJO – CHROME	
3/60082S	20° BANJO – STAINLESS	
3/60087C	45° BANJO – CHROME	
3/60087S	45° BANJO – STAINLESS	
3/60086C	75° BANJO – CHROME	
3/60086S	75° BANJO – STAINLESS	



3/60084C	90° BANJO – CHROME	
3/60084S	90° BANJO – STAINLESS	
3/60184C	90° LONG NECK BANJO – CHROME	
3/60184S	90° LONG NECK BANJO – STAINLESS	
3/60193C	90° SIDE BEND LONG NECK BANJO – CHROME	
3/60193S	90° SIDE BEND LONG NECK BANJO – STAINLESS	
3/60085C	20° SIDE BEND BANJO– CHROME	
3/60085S	20° SIDE BEND BANJO – STAINLESS	
3/60082LC	20° & 20° SIDE BEND LEFT BANJO – CHROME	
3/60082LS	20° & 20° SIDE BEND LEFT BANJO – STAINLESS	
3/60082RC	20° & 20° SIDE BEND BANJO RIGHT– CHROME	
3/60082RS	20° & 20° SIDE BEND BANJO RIGHT – STAINLESS	
3/60087LC	45° & 20° SIDE BEND LEFT BANJO – CHROME	
3/60087LS	45° & 20° SIDE BEND LEFT BANJO – STAINLESS	
3/60186RC	75° & 45° SIDE BEND RIGHT LONG NECK-CHROME	
3/60088S	7/16" I.D. STRAIGHT BANJO (H/DAV) – STAINLESS	

	ADAPTORS	
3/60100AC	10x1-1/8BSP ADAPTOR-CONVEX – CHROME	
3/60100AS	10x1-1/8BSP ADAPTOR- CONVEX – STAINLESS	
3/60100FAC	10x1-1/8BSP FEMALE ADAPTOR – CHROME	
3/60100FAS	10x1-1/8BSP FEMALE ADAPTOR – STAINLESS	
3/60125AC	10x1.25-1/8BSP ADAPTOR-CONVEX – CHROME	
3/60125AS	10x1.25-1/8BSP ADAPTOR-CONVEX – STAINLESS	
3/60125FAC	10x1.25-1/8BSP FEMALE ADAPTOR – CHROME	
3/60125FAS	10X1.25-1/8BSP FEMALE ADAPTOR – STAINLESS	
3/60375AC	3/8UNF-1/8BSPADAPTOR-CONVEX – CHROME	
3/60375AS	3/8UNF-1/8BSPADAPTOR-CONVEX – STAINLESS	
3/60375FAC	3/8UNF-1/8BSP- FEMALE ADAPTOR – CHROME	
3/60375FAS	3/8UNF-1/8BSP- FEMALE ADAPTOR – STAINLESS	
3/70100AC	10x1-1/8BSP ADAPTOR CONCAVE – CHROME	
3/70100AS	10x1-1/8BSP ADAPTOR CONCAVE – STAINLESS	
3/70125AC	10x1.25 -1/8BSP ADAPTOR CONCAVE – CHROME	
3/70125AS	10x1.25 -1/8BSP ADAPTOR CONCAVE – STAINLESS	
3/70375AC	3/8UNF-1/8BSP ADAPTOR CONCAVE – CHROME	
3/70375AS	3/8UNF -1/8BSP ADAPTOR CONCAVE – STAINLESS	
3/80100AC	10x1-1/8BSP MALE BULKHEAD ADAP.CONVEX – CHROME	
3/80125AC	10x1.25-1/8BSP MALE BULKHEAD ADAP. CONVEX – CHROME	
3/80375AC	3/8 UNF-1/8BSP MALE-BULKHEAD ADAP– CHROME	



BLEED NIPPLE BANJO BOLT		
310100DC	10X1 SINGLE - CHROME	
310125DC	10X1.25 SINGLE - CHROME	
310375DC	3/8UNF SINGLE - CHROME	
410100DC	10X1 DOUBLE - CHROME	
410125DC	10X1.25 DOUBLE - CHROME	
410375DC	3/8UNF DOUBLE - CHROME	

BLEED NIPPLE		
SK207252	BLEED NIPPLE - 6 X 1 ZINC/FULL	
SK207252C	BLEED NIPPLE - 6 X 1 CHROME	
SK207253	BLEED NIPPLE - 7 X 1 - ZINC/FULL	
SK207254	BLEED NIPPLE - 8 X 1.25 – ZINC/FULL	

CONNECTORS		
776C	1/8BSP "T" CONNECTOR. CHROME.	
776/BKT	BRACKET FOR "T" CONNECTOR STAINLESS	



WASHERS		
C101-1	10mm COPPER WASHER	
C101-10	10mm 10 PACK	
C101-50	10mm 50 PACK	
C108	8mm COPPER WASHERS	



HARLEY DAVIDSON FITTINGS		
110716DC	7/16 24 tpi BANJO BOLT - CHROME	
110716DS	7/16 24 tpi BANJO BOLT - STAINLESS	
210716DC	7/16 24 tpi DOUBLE BANJO BOLT - CHROME	
210716DS	7/16 24 tpi DOUBLE BANJO BOLT - STAINLESS	
C111-1	11MM COPPER WASHER	
C111-10	11MM COPPER WASHER 10 PACK	
C111-50	11MM COPPER WASHER 50 PACK	
3/60088S	7/16" I.D.. STRAIGHT BANJO – STAINLESS	




'P' CLIP		
CC2	P' CLIP SECURING HOSE OR CABLE	

BRAKE LIGHT SWITCH		
710100-L	10X1 SINGLE BANJO BOLT, WITH SWITCH	
710125-L	10X1.25 SINGLE BANJO BOLT, WITH SWITCH	
710375-L	3/8 UNF SINGLE BANJO BOLT, WITH SWITCH	
810100-L	10X1 DOUBLE BANJO BOLT, WITH SWITCH	
810125-L	10X1.25 DOUBLE BANJO BOLT, WITH SWITCH	




POWERHOSE PLUS



HYDRAULIC FLUID		
This is used in most 'standard' brake and clutch systems, including the Magura 190 Radial pumps. The seals in the brake / clutch system will be damaged if the wrong fluid is used.		
VBF 250	Dot 4 HYDRAULIC FLUID, 250ml Standard applications.	
VBF5-500	Dot 5.1 HYDRAULIC FLUID, 500ml Non –Silicon base Required for high temperature applications. Typical dry boiling point 275'c	

MINERAL OIL		
This is used on some Magura systems including the Hymec clutch conversion and some KTM clutch systems. The seals in the brake / clutch system will be damaged if the wrong fluid is used.		
0721820	MAGURA MINERAL OIL, 'Blood' 75 ml	
VO500	VENOIL MINERAL OIL 500 ml	
0688504	MAGURA MINERAL OIL, 'Blood' 1 Litre	

POWERHOSE PLUS

		SPIROWRAP	
		Covers and protects brake lines or electrical cables	
3SPB	SPIROWRAP 3mm ID opening up to required dia.	BLACK	
3SPN	SPIROWRAP 3mm ID opening up to required dia.	NEUTRAL	
3SPR	SPIROWRAP 3mm ID opening up to required dia.	RED	

		PROTECTION	
VIN135FR	SHRINK TUBING	BLACK	

		CABLE COAT	
		Covers and protects brake lines or electrical cables	
VWK010/CARBON	3m of expandable PET sleeving. Supplied with shrink sleeves to retain and finish ends neatly	CARBON	
VWK010/NEON BLUE	3m of expandable PET sleeving. Supplied with shrink sleeves to retain and finish ends neatly	BLUE	
VWK010/NEON GREEN	3m of expandable PET sleeving. Supplied with shrink sleeves to retain and finish ends neatly.	GREEN	
VWK010/RED	3m of expandable PET sleeving. Supplied with shrink sleeves to retain and finish ends neatly.	RED	
VWK010/NEON YELLOW	3m of expandable PET sleeving. Supplied with shrink sleeves to retain and finish ends neatly.	YELLOW	

BRAKE AND CLUTCH LINES YOU MAKE TO YOUR OWN LENGTH	
Please note: With the exception of banjo bolts 'Powerhose' components are not compatible with the 'Powerhose plus' system. Fittings are supplied with nuts and olives where required.	
COMPONENT FINISHES	
Suffix C	CHROME PLATED
Suffix S	STAINLESS STEEL

DEALER KIT	
Fifty assorted fittings, 10m of braided stainless steel hose, 3m of clear cover	
parrot nosed cutters, brake fluid and set of four storage boxes in their own housing	
















PART No.








-3DLRC	CHROME FITTINGS
-3DLRS	STAINLESS FITTINGS



DEALER BOX CONTENT

QTY	DESCRIPTION	PART No.	QTY	DESCRIPTION	PART No.
10m	STAINLESS BRAIDED HOSE	-3-PWRHSE	2	3/8 UNF MALE HOSE END	3/10375MH
3m	CLEAR COVER	MH75/95	2	M10x1 FEMALE HOSE END	3/10100FH
6	STRAIGHT BANJO	3/10081	2	M10x1 ADAPTOR	3/10100A
6	20° BANJO	3/10082	2	M10x1.25 ADAPTOR	3/10125A
4	M10x1 BANJO BOLT	110100D	2	3/8 UNF ADAPTOR	3/10375A
4	M10x1.25 BANJO BOLT	110125D	2	1/8 BSP ST. SWIVEL END	E321-3
4	3/8"UNF BANJO BOLT	110375D	2	1/8 BSP 45° SWIVEL END	E331-3
2	M10x1 DOUBLE BANJO BOLT	210100D	2	1/8 BSP 90° SWIVEL END	E332-3
2	M10x1.25 DOUBLE BANJO BOLT	210125D	30	SOCKET NUTS	3/10000
2	3/8"UNF DOUBLE BANJO BOLT	210375D	35	OLIVES	3/756
2	M10x1 MALE HOSE END	3/10100MH	50	COPPER WASHERS	C101
2	M10x1.25 MALE HOSE END	3/10125MH	1	CUTTERS	WC6
	STICKERS		1	DOT 4 BRAKE FLUID	VBF250
			1	FOUR DRAW BOX	VWK004

STAINLESS STEEL BRAIDED TEFLON HOSE			
-3-PWRHSE	UNCOVERED		
-3-PWRHSE/PVC	PVC COVERED CLEAR		
-3-PWRHSE/PVC/BK	PVC COVERED BLACK		
-3-PWRHSE/PVC/BL	PVC COVERED TRANSLUCENT BLUE		
-3-PWRHSE/PVC/BS	PVC COVERED SOLID BLUE		
-3-PWRHSE/PVC/CA	PVC COVERED CARBON		
-3-PWRHSE/PVC/GR	PVC COVERED GREEN		
-3-PWRHSE/PVC/OR	PVC COVERED ORANGE		
-3-PWRHSE/PVC/PU	PVC COVERED PURPLE		
-3-PWRHSE/PVC/RE	PVC COVERED RED		
-3-PWRHSE/PVC/WH	PVC COVERED WHITE		
-3-PWRHSE/PVC/YE	PVC COVERED YELLOW		
BANJO BOLTS			
108100C	8X1 SINGLE- CHROME		
110100DC	10X1 SINGLE - CHROME		
110100DS	10X1 SINGLE - STAINLESS		
110125DC	10X1.25 SINGLE - CHROME		
110125DS	10X1.25 SINGLE - STAINLESS		
110375DC	3/8 UNF SINGLE - CHROME		
110375DS	3/8 UNF SINGLE - STAINLESS		
110275DC	5/16 BSF SINGLE - CHROME		
110275DS	5/16 BSF SINGLE - STAINLESS		
210100DC	10X1 DOUBLE - CHROME		
210100DS	10X1 DOUBLE - STAINLESS		
210125DC	10X1.25 DOUBLE - CHROME		
210125DS	10X1.25 DOUBLE - STAINLESS		
210375DC	3/8 UNF DOUBLE - CHROME		
210375DS	3/8 UNF DOUBLE - STAINLESS		
210275DC	5/16 BSF DOUBLE - CHROME		
210275DS	5/16 BSF DOUBLE - STAINLESS		










	BANJOS (3/8 UNEF thread)	
3/10081C	STRAIGHT BANJO – CHROME	
3/10081S	STRAIGHT BANJO – STAINLESS	
3/10082C	20° BANJO – CHROME	
3/10082S	20° BANJO – STAINLESS	
3/10087C	45° BANJO – CHROME	
3/10087S	45° BANJO – STAINLESS	
3/10086C	75° BANJO – CHROME	
3/10086S	75° BANJO – STAINLESS	
3/10084C	90° BANJO – CHROME	
3/10084S	90° BANJO – STAINLESS	
3/10184C	90° LONG NECK BANJO – CHROME	
3/10184S	90° LONG NECK BANJO – STAINLESS	
3/10085C	20° SIDE BEND BANJO – CHROME	
3/10085S	20° SIDE BEND BANJO – STAINLESS	
3/10090C	45° SIDE BEND BANJO – CHROME	

3/10082LC	20° & 20° SIDE BEND LEFT BANJO – CHROME	
3/10082LS	20° & 20° SIDE BEND LEFT BANJO – STAINLESS	
3/10082RC	20° & 20° SIDE BEND RIGHT BANJO – CHROME	
3/10082RS	20° & 20° SIDE BEND LEFT BANJO – STAINLESS	
3/10091C	8 mm STRAIGHT BANJO - CHROME	
3/10092C	8 mm 20° BANJO - CHROME	
	HOSE ENDS	
3/10100FHC	10X1 FEMALE-CONCAVE SEAT-CHROME	
3/10100FHS	10X1 FEMALE-CONCAVE SEAT-STAINLESS.	
3/10100MHC	10X1 MALE-CONVEX-CHROME.	
3/10100MHS	10X1 MALE-CONVEX-STAINLESS.	
3/10125FHC	10X1.25 FEMALE-CONCAVE SEAT-CHROME	
3/10125FHS	10X1.25 FEMALE-CONCAVE SEAT-STAINLESS	
3/10125MHC	10X1.25 MALE-CONVEX-CHROME.	
3/10125MHS	10X1.25 MALE-CONVEX-STAINLESS.	
3/10375FHC	3/8UNF FEMALE-CONCAVE SEAT-CHROME.	
3/10375FHS	3/8UNF FEMALE-CONCAVE SEAT-STAINLESS	
3/10375MHC	3/8UNF MALE-CONVEX SEAT-CHROME.	
3/10375MHS	3/8UNF MALE-CONVEX SEAT-STAINLESS	
3/20100FH	10X1FEMALE-CONVEX SEAT-CHROME	



HOSE ENDS continued		
3/20100MHC	10X1 MALE-CONCAVE SEAT-CHROME.	
3/20100MHS	10X1 MALE-CONCAVE SEAT-STAINLESS.	
3/20125MHC	10X1.25 MALE-CONCAVE SEAT-CHROME	
3/20125MHS	10X1.25 MALE-CONCAVE SEAT-STAINLESS	
3/20375MHC	3/8UNF MALE-CONCAVE SEAT-CHROME	
3/20375MHS	3/8UNF MALE-CONCAVE SEAT-STAINLESS	
BULKHEAD FITTINGS		
3/30100MHC	10X1 - CONVEX SEAT-CHROME	
3/30100MHS	10X1 - CONVEX SEAT-STAINLESS	
3/30125MHC	10X1.25 - CONVEX SEAT-CHROME	
3/30125MHS	10X1.25 - CONVEX SEAT-STAINLESS	
3/30375MHC	3/8 UNF - CONVEX SEAT-CHROME	
3/30375MHS	3/8 UNF - CONVEX SEAT-STAINLESS	
SOCKET NUT & OLIVES (3/8 UNEF thread)		
3/10000C	SOCKET NUT CHROME	
3/10000S	SOCKET NUT STAINLESS.	
3/756	HOSE OLIVE – BRASS	


BLEED NIPPLE BANJO BOLT		
310100DC	10X1 SINGLE - CHROME	
310100DS	10X1 SINGLE - STAINLESS	
310125DC	10X1.25 SINGLE - CHROME	
310125DS	10X1.25 SINGLE - STAINLESS	
310375DC	3/8UNF SINGLE - CHROME	
310375DS	3/8UNF SINGLE - STAINLESS	
410100DC	10X1 DOUBLE - CHROME	
410100DS	10X1 DOUBLE - STAINLESS	
410125DC	10X1.25 DOUBLE - CHROME	
410125DS	10X1.25 DOUBLE - STAINLESS	
410375DC	3/8UNF DOUBLE - CHROME	
410375DS	3/8UNF DOUBLE - STAINLESS	
BLEED NIPPLE		
SK207252	BLEED NIPPLE - 6 X 1 ZINC/FULL	
SK207252C	BLEED NIPPLE - 6 X 1 CHROME	
SK207253	BLEED NIPPLE - 7 X 1 - ZINC/FULL	
SK207254	BLEED NIPPLE - 8 X 1.25 - ZINC/FULL	
CONNECTORS		
776C	1/8BSP "T" CONNECTOR. CHROME.	
776/BKT	BRACKET FOR "T" CONNECTOR STAINLESS	
WASHERS		
C101-1	10mm COPPER WASHER	
C101-10	10mm 10 PACK	
C101-50	10mm 50 PACK	
C108	8mm COPPER WASHERS	



HOSE END SWIVEL JOINT		
E321-3C	STRAIGHT 1/8BSP-CONVEX SEAT-CHROME	
E321-3S	STRAIGHT 3/8"UNF-CONCAVE SEAT-STAINLESS	
E333-3S	STRAIGHT 10 X 1 -CONCAVE SEAT- STAINLESS	
E331-3C	45DEG. 1/8BSP -CONVEX SEAT-CHROME	
E331-3S	45DEG. 3/8"UNF-CONCAVE SEAT-STAINLESS.	
E332-3C	90DEG. 1/8"BSP-CONVEX SEAT-CHROME	
E332-3S	90DEG. 3/8"UNF-CONCAVE SEAT-STAINLESS	
ADAPTORS		
3/10100AC	10X1 X 1/8 BSP -CONVEX / CONCAVE CHROME.	
3/10100AS	10X1 X 3/8 UNF-CONVEX / CONVEX STAINLESS.	
3/10125AC	10X1.25 X 1/8 BSP-CONVEX / CONCAVE CHROME.	
3/10125AS	10X1.25 X 3/8 UNF-CONVEX / CONVEX STAINLESS.	
3/10375AC	3/8UNF X 1/8 BSP -CONVEX / CONCAVE CHROME.	
3/10375AS	3/8UNF X 3/8 UNF-CONVEX / CONVEX STAINLESS.	
3/20100AC	10X1 X 1/8 BSP -CONCAVE / CONCAVE CHROME.	
3/20100AS	10X1 X 3/8 UNF -CONCAVE / CONVEX STAINLESS.	
3/20125AC	10X1.25 X 1/8 BSP -CONCAVE / CONCAVE CHROME	




3/20125AS	10X1.25 X 3/8 UNF -CONCAVE / CONVEX STAINLESS	
3/70375AC	3/8UNF X 1/8 BSP -CONCAVE / CONCAVE CHROME	
3/20375AS	3/8UNF X 3/8 UNF -CONCAVE / CONVEX STAINLESS	
HARLEY DAVIDSON FITTINGS		
110716DC	7/16 24 tpi BANJO BOLT - CHROME	
110716DS	7/16 24 tpi BANJO BOLT - STAINLESS	
210716DC	7/16 24 tpi DOUBLE BANJO BOLT - CHROME	
210716DS	7/16 24 tpi DOUBLE BANJO BOLT - STAINLESS	
C111-1	11MM COPPER WASHER	
C111-10	11MM COPPER WASHER 10 PACK	
C111-50	11MM COPPER WASHER 50 PACK	
3/10088C	7/16" STRAIGHT BANJO CHROME	
3/10088S	7/16" STRAIGHT BANJO STAINLESS	
3/10089C	7/16" 20DEG BANJO CHROME	
3/10118MHC	1/8NPT(TAPER) MALE HOSE END CHROME	
HD776A	HD REAR BR.PRESSURE SWITCH CONNECTOR	









	P' CLIP	
CC2	P' CLIP SECURING HOSE OR CABLE	
	BRAKE LIGHT SWITCH	
710100-L	10X1 SINGLE BANJO BOLT, WITH SWITCH	
710125-L	10X1.25 SINGLE BANJO BOLT, WITH SWITCH	
710375-L	3/8th UNF SINGLE BANJO BOLT, WITH SWITCH	
810100-L	10X1 DOUBLE BANJO BOLT, WITH SWITCH	
810125-L	10X1.25 DOUBLE BANJO BOLT, WITH SWITCH	

	HYDRAULIC FLUID.	
This is used in most 'standard' brake and clutch systems, including the Magura 190 Radial pumps. The seals in the brake / clutch system will be damaged if the wrong fluid is used.		
VBF250	Dot 4 HYDRAULIC FLUID, 250ml Standard applications.	
VBF5-500	Dot 5.1 HYDRAULIC FLUID, 500ml Non -Silicon base Required for high temperature applications. Typical dry boiling point 275'c	

	MINERAL OIL	
Used on some Magura systems, the Hymec clutch conversion and some KTM clutch systems. The seals in the brake / clutch system will be damaged if the wrong fluid is used.		
0721820	MAGURA MINERAL OIL, 'Blood' 75 ml	

MINERAL OIL Continued		
VO500	VENOIL MINERAL OIL 500 ml	
0688504	MAGURA MINERAL OIL, 'Blood' 1 Litre	

SPIROWRAP Covers and protects brake lines or electrical cables			
3SPB	SPIROWRAP 3mm ID opening up to required dia.	BLACK	
3SPN	SPIROWRAP 3mm ID opening up to required dia.	NEUTRAL	
3SPR	SPIROWRAP 3mm ID opening up to required dia.	RED	

PROTECTION			
MH75/95	7.5mm I.D. x 9.5mm O.D	CLEAR	
VIN135FR	SHRINK TUBING	BLACK	
NRL50	RIGID NYLON TUBE	BLACK	
NRL50/Blue	RIGID NYLON TUBE	BLUE	
NRL50/Green	RIGID NYLON TUBE	GREEN	
NRL50/Orange	RIGID NYLON TUBE	ORANGE	
NRL50/Red	RIGID NYLON TUBE	RED	
NRL50/Yellow	RIGID NYLON TUBE	YELLOW	

	CABLE COAT Covers and protects brake lines and electrical cables		
VWK010/CARBON	3m of expandable PET sleeving. Supplied with shrink sleeves to retain and finish ends neatly	CARBON	
VWK010/NEON BLUE	3m of expandable PET sleeving. Supplied with shrink sleeves to retain and finish ends neatly	BLUE	
VWK010/NEON GREEN	3m of expandable PET sleeving. Supplied with shrink sleeves to retain and finish ends neatly.	GREEN	
VWK010/RED	3m of expandable PET sleeving. Supplied with shrink sleeves to retain and finish ends neatly.	RED	
VWK010/NEON YELLOW	3m of expandable PET sleeving. Supplied with shrink sleeves to retain and finish ends neatly	YELLOW	


BRAIDED KITS

Stainless steel braided cable with clear pvc cover to protect paint work. All fittings are chromed.

Each kit has 2m of cable sufficient for standard or extended handlebar set-ups.

Note:

Designed for Metric bikes – fittings not be suitable for Harley Davidsons
Picture on right shows cables made up and available for Yamaha models



BRAIDED CLUTCH CABLE KIT.

Note: Yamaha fittings supplied

2m of inner and nylon lined stainless steel outer cable and sufficient fittings to meet most needs.

Inner cable 2mm O.D. Outer 8mm O.D.

PART No. U01-1-200



BRAIDED THROTTLE CABLE KIT. FOR OPEN AND CLOSE CABLES

Note: Yamaha fittings supplied

2 x 2m of inner and nylon lined braided outer cable and sufficient fittings to meet most needs.

Inner cable 1.5mm O.D. Outer 6mm O.D.

PART No. U01-4-200

As above but for single throttle cable.

PART No. U01-4-175



STANDARD KITS**ROAD SIDE REPAIR KIT.**

Inner cable and sufficient fittings to make most roadside repairs.
Supplied in handy nylon pouch.
Every rider should have one under the seat.
PART No. VWK 001

Clutch	Throttle
P19/2 2mm	R77/1 1.5mm
1 x N8	1 x BNS575
1 x N10	1 x BNS6
1 x BN1013L	
1 x BN89L	
1 x HK316	
2 x TN124	

**UNIVERSAL CLUTCH CABLE.**

1.35m of inner and nylon lined outer cable and sufficient fittings to meet most needs.
PART No. U01-1-100

LB3NS 7mm	1 x TN24
P19/2 2mm	1 x A8125/42
1 x BN610	1 x LN8125
1 x F101	1 x M4002
1 x F103	1 x N8
1 x BN89L	1 x N10

**UNIVERSAL THROTTLE CABLE.**

1.35m of inner and nylon lined outer cable and sufficient fittings to meet most needs.
PART No. U01- 4-100

LB2NS 6mm	1 x BA5
R77/1 1.5mm	1 x F82
1x BN 608	2 x F89
1x BN575	1 x F89B
1 x BN610	1 x A61B
1 x BN642	1 x LN610
1 x BA5	2 x M5931

**HONDA & YAMAHA UNIVERSAL TWIN THROTTLE CABLE.**

2 x 1.35m of inner and nylon lined outer cable and sufficient fittings to meet most needs for open and closed Honda & Yam. sports bikes.
PART No. U01- 4-150

LB2NS 6mm	1 x FB8
R77/1 1.5mm	2 x TW6
1 x FB10125	2 x BN6100
2 x A6100/25	2 x BN608
4 x LN6100	2 x BNS6
2 x FB22W	2 x BNS575
2491.02.3787	2 x F89
2491.02.3788	2 x F82

**WORKSHOP & DIY CLUTCH CABLE KIT**

5 m of inner and outer cable, nylon liner and sufficient fittings for several cables.
Ideal for the active workshop servicing a wide range of customer needs.
PART No. VWK002

LB3NS 7mm	10 x TN24
P19/2 2mm	5 x BN610
5 x M4002	5 x F100
1x A61B	5 x F101
5 x BN89L	5 x F103

**WORKSHOP & DIY THROTTLE CABLE KIT**


5 m of inner and outer cable, nylon liner and sufficient fittings for several cables.
Ideal for the active workshop servicing a wide range of customer needs.
PART No. VWK003

LB1NS 5 mm	20 x F1
R77/1 1.5mm	10 x F2B
10 x M5931	1 x A675B
20 x EE7	2 x M6902
5 x BN575/55	



500A FAST ACTION THROTTLE & UNIVERSAL THROTTLE CABLE.

1.35m of inner and nylon lined outer cable.
One end finished for the 500A throttle and sufficient fittings to finish to the carb.

PART No. U01-4-500A**WORKSHOP & DIY THROTTLE & CLUTCH CABLE KIT**

Combining clutch and throttle kit with parrot nosed cutter and set of four storage boxes in their own housing.

PART No. VWK005

Components included

10 x LB1NS 5 mm o.d.	40 x F1
10 x R77/1 1.5mm o.d	20 x F2
20 x M5931	3 x A675B
40 x EE7	4 x M6902
10 x BN575/55	
10 x LB3NS 7mm o.d.	25 x TN24
10 x P19/2 2mm o.d.	10 x BN610
10 x M4002	10 x F100
3 x A61B	10 x F101
10 x BN89L	10 x F103
3 x A 8125/42	25 x TN17
12 x LN8125	25 x TN24A
3 x A8125/25	25 x BA5
3 x A6100/32	10 x BN1010L
6 x LN6100	10 x BN1013L
1 x WC6	



Part No.	DESCRIPTION
	ADJUSTERS 10 off
A10125/22	HONDA T/GRIP ADJUSTER M10x1.25 X 22MM
A26B	STEEL ADJ SCREW 1/4 BSF x 1 1/2" 26TPI
A31/137C	ADJ SCREW 5/16 BSC x 1 5/16"
A31/137U	ADJ SCREW 5/16 UNF X 1 3/8"
A6075/15	STEEL ADJ SCREW M6 x 0.75 X 15mm
A6075/17	STEEL ADJUSTER SCREW
A6075/20	STEEL ADJ SCREW M6 x 0.75 X 20mm
A6075/40	ADJUSTER & ADJUSTER NUT- BLACK
A6100/15	STEEL ADJ SCREW M6 x 1.0 X 15mm
A6100/20	STEEL ADJ SCREW M6 x 1.0 X 20mm
A6100/25	STEEL ADJ SCREW M6 x 1.0 X 25mm
A6100/32	STEEL ADJ SCREW M6 x 1.0 X 32mm
A6100/32/1	STEEL ADJ SCREW
A7100/16	STEEL ADJUSTER SCREW-ZINC/CLEAR
A7100/40	BRASS ADJ SCREW M7 x 1.0 X 40mm
A7324	BRASS ADJ SCREW 8 X 1 X 27
A8100/17	ALLOY ADJ SCREW M8 x 1.0 X 17mm
A8100/27	ALLOY ADJ SCREW M8 x 1.0 X 27mm
A8100/42	ALLOY ADJ SCREW M8 x 1.0 X 42mm
A8125/25	ALLOY ADJ SCREW M8 x 1.25 X 25mm
A8125/42	ALLOY STEEL ADJ M8 X 1.25 X 42mm
A812530/25	YAMAHA C/LEVER ADJ M8 x 1.25 X 25mm
ACS750	STEEL ADJ SCREW M7 x 1.0 X 50mm CRIMPED
ACS836	STEEL ADJ SCREW M8 x 1.25 X 36mm CRIMPED
ACS850	STEEL ADJ SCREW M8x 1.25 X 50mm CRIMPED
ADJUSTER	ADJUSTER & FERRULE KIT
AS250B	STEEL ADJ STEM 1/4 BSF X 2 1/2"
AS250U	STEEL ADJ STEM 1/4 UNF X 2 3/8"
AS508/70	STEEL ADJ STEM M5 x 0.8 X 70mm
AS610/133	STEEL ADJ STEM M6 x 1.0 X 133mm
AS610/133/1	STEEL ADJ STEM - NR.36 DRILL
AS610/82	STEEL ADJ STEM 6X1X82
AS610/82/1	STEEL ADJ STEM 6X1
ASB61	BRASS/NICKEL ADJ SLEEVE M6 x 1.0
ASB61	BRASS/NICKEL ADJ SLEEVE M6 x 1.0
ASB71	BRASS/NICKEL ADJ SLEEVE M7 x 1.0
ASB81	BRASS/NICKEL ADJ SLEEVE M8 x 1.0
ATB6	STEEL TUBE M6x1 & M6x0.75,thread-worked
ATB675	STEEL ADJ TUBE M6 x 0.75 THREAD-WORKED

Part No.	DESCRIPTION
	BUSHES 25 off
RB10M10	ALUM. BUSH 10X10
RB10M12S	STEEL BUSH 10 X 10
RB6M20	ALUM REDUCING BUSH 6 DIA 20 NOSE
RB7M20	ALUM REDUCING BUSH 7 DIA 20 NOSE
RB8M20	ALUM REDUCING BUSH 8 DIA 20 NOSE
RB8M6	ALUM REDUCING BUSH 8 DIA JAWA/C.Z
	CLEVISES 25 off
HK315	CLEVIS 3/16 X 1"
HK316	CLEVIS 1/4 X 1"
	CONDUIT LINER per 10m
PT101/1	TEFLON LINER 2.1mm O/D x 1.8 mm I/D FOR LB1
PT101/2	TEFLON LINER 3.43mm O/D x 2.67 mm I/D FOR LB2
PT101/3	TEFLON LINER 3.68mm O/D x 2.92 mm I/D FOR LB3
PV101/1	NYLON LINER 2.1mm 2.1mm O/D x 1.8 mm I/D O/D x 1.8 mm I/D FOR LB1
	NYLON LINER 3.25mm O/D x 2.67 mm I/D FOR LB2
PV101/3	NYLON LINER 3.68mm O/D x 2.92 mm I/D FOR LB3
	FERRULES 25 off
CF101	HONDA SPEEDO CAS/FERRULE
CF1947	BELLMOUTH CASING FERRL.12.8IDX150D.
CF246	STEPPED CASING FERRULE 6.5IDX7.8ODX41
CF361	CASING FERRULE STEPPED 6.63X6.9
CF439	CASING FERRULE 7.8 BORE 9.2OD
CF439	CASING FERRULE 7.8 BORE 9.2OD
CF439A	CASING FERRULE 7.8,4mm shoulder
CF587	BELLMOUTH CASING FERR.9.5ID X 11.3OD
CFBMW	CASING FERRULE BMW SPEEDO/TACHO
F1	FERRULE LB1 CONDUIT .218"DIA
F100	FERRULE LB3NS CONDUIT 8MM DIA
F101	STEPPED FERRULE LB3NS 6.5MM DIA
F102	ALLOY FERRULE LB3NS 11MM DIA
F103	STEPPED FERRULE LB3NS 7MM DIA
F105A	ALLOY FERRULE LB3NS 12MM DIA
F115	STEPPED FERRULE LB3NS 5MM DIA
F160	6 dia. LONG NOSE FERRULE LB3NS
F2B	FERRULE-1.8MM DRILL-LB1NS .250"OD
F2B	FERRULE-1.8MM DRILL-LB1NS .250"OD
F35	FERRULE LB2 CONDUIT

Part No.	DESCRIPTION
	FERRULES continued 25 off
F50MOD	STEP FERRULE 2.8 BORE Z/CLEAR
F60MOD	LONG NOSE FERRULE LB2NS 6MM DIA
F82	STEPPED FERRULE LB2NS 5MM NOSE DIA
F82B	STEPPED FERRULE -1.8MM/NR.3 DRILL
F82G	STEPPED FERRULE LB2NS 5MM DIA GROOVED
F88G	GROOVED FERRULE
F89	STEPPED FERRULE LB2NS 6.5MM NOSE DIA
F89	STEPPED FERRULE LB2NS 6.5MM NOSE DIA
F89B	FERRULE LB2NS 7MM DIA
F89C	FERRULE LB2NS - 5.1 MM DRILL
F90	AMAL TOP HAT
FB10125	FERRULE BEND - HONDA, FINISHED IN BLACK
FB10125/1	FERRULE BEND - HONDA - ZINC & CLEAR
FB22W	FERRULE TUBE 45DEG BEND-Z/FULL
FB6.50	FERRULE BEND - HUSQVARNA CLUTCH
FB8	FERRULE BEND WITH JOINT NUT - HONDA
FB8125	FERRULE BEND 8 X 1.25 - HONDA
FR166H	ALLOY FERRULE (HONDA)
FT48N	ALLOY STEPPED FERRULE T4 CON 8 DIA
FT4LN	ALLOY FERRULE T4LA CON.6.5
FT4SN	ALLOY SHORT NOSE FERRULE T4 6.5 DIA
FY014	ALLOY STEPPED FERRULE YAMAHA
	FLEXIBLE DRIVE COMPONENTS 25 off
130R34E	SPEEDO SHAFTING 3mm R/H
150R34E	SPEEDO SHAFTING 3.7mm R/H
170C3	TWIN WIRE SPEEDO CASING .165X.255
RK2	SERIES E CIRCLIP FOR SE264 SPADE
SE1230	FORKED SHAFT END 5.7
SE130/18	AF SHAFT END ADAPTOR 1.8
SE264	SPADE END SQ FOR 150R34E
SE36	SHAFT THRUST END 150R34E SPEEDO
SE7915	DRIVE SOCKET SUZUKI
W23	FIBRE THRUST WASHER SPEEDOMETER
	JUNCTION BOXES each
128430	MAGURA ALUM. 1:2 JUNCTION BOX - 551.1*
550591	MAGURA ALUM. 1:2 JUNCTION BOX - 551.1dem
244/104	AMAL 1:2 JUNCTION BOX.
244/2080	AMAL 1:3 JUNCTION BOX

Part No.	DESCRIPTION
	NUTS 25 off
FN6100	M6 X 1 HEX NYLOK NUT -STEEL-ZINC
LN250B	LOCK NUT 1/4 BSF
LN250BN	LOCK NUT 1/4BSF NYLOCK
LN250U	LOCK NUT 1/4 UNF
LN31B	LOCK NUT 5/16 BSF
LN31U	LOCK NUT 5/16 UNF
LN5080	LOCK NUT M5 x 0.8
LN6075	LOCK NUT M6 x 0.75
LN6100	LOCK NUT M6 x 1.0 STAINLESS
LN7100	LOCK NUT M7 x 1.0 - STEEL-ZINC/CLEAR
LN8100	LOCK NUT M8 X 1.0
LN8125	LOCK NUT M8 x 1.25
LR10125	LOCK RING M10 x 1.25 KNURLED
UN12	RETAINING NUT M12 X 1 - YAMAHA
UN121-25	SLEEVE NUT 12X1X25
UN12W	THIS WASHER SUPPLIED AS PART OF UN12
UN13A	ALLOY UNION NUT M12 x 1.0
UN15	ALLOY UNION NUT HEX 1/2" X 26 TPI
UN1610	MALE UNION NUT M16 x 1.0
UN1815	ALLOY UNION NUT M18 x 1.5
UN186	ALLOY UNION NUT M12 x 1.0 (15mm LONG)
UN2215	ALLOY UNION NUT M22 x 1.5
UN383	ALLOY UNION NUT M16 x 1.0
UN84	ALLOY UNION NUT HEX 1/2" (24mm LONG)
	BALL NIPPLES 25 off
BA11	BRASS BALL NIPPLE 11 DIA
BA5	BRASS BALL NIPPLE 5 DIA
BA6	BRASS BALL NIPPLE 6 DIA
	BARREL NIPPLES 25 off
BN1010	BRASS BARREL NIPPLE 10MM X 10MM LOOSE
BN1010S	BRASS BAR NIP 10MM X 10MM SLOTTED/LOOSE
BN1013L	BRASS BAR NIP 3/8" DIA X 1/2" LOOSE
BN1015L	BRASS BAR NIP 10MM DIA X 15MM LOOSE
BN12/10/16	BRASS BAR NIP 12/10MM X 16MM LOOSE
BN1212S	BRASS BAR NIP 12MM X 12MM SLOTTED/LOOSE
BN35	BRASS BAR NIP 3MM DIA X 5MM (1.8MM)
BN49	BRASS BAR NIP 5/16" X 5/16" (2MM)
BN575	BRASS BAR NIP 5MM DIA X 7.5MM (1.9MM)
BN575/55	BRASS BAR NIP 5.75MM DIA X 5.5MM (1.9MM)

Part No.	DESCRIPTION
	RUBBER EQUIPMENT 25 off
M1001	NEOPRENE ADJ CAP 8X1.25
M1002	NEOPRENE ADJ CAP 6X1
M2893A	NEOPRENE ADJ SLEEVE BOOT 6ID
M2893B	NEOPRENE ADJ SLEEVE BOOT 8mm I.D.
M3309	RUBBER BOOT
M4001	NEOPRENE U/T/G BOOT 8ID
M4002	NEOPRENE ADJ BOOT UNI
M4949	CONVOLUTED NEOPRENE BOOT 13IDX130
M5931	NEOPRENE ADJ BOOT 7ID
M5933	CONVOLUTED NEOPRENE BOOT 12 ID
M6902	NEOPRENE MAGURA T/G BOOT 14 I.D
M6916	NEOPRENE ADJ BOOT 12ID
	SPRINGS 25 off
EN102372	EN102372 PROTECTION SPRING
EN102373	EN102373 T/PROTECTION SPRING
EN129	EN129 COMPRESSION SPRING
EN82	EN82 RETURN SPRING 8X11X76
ENV525	ENV525 LIGHT RETURN SPRING
VE82326	E82326 SLEEVE SPRING SPEEDO.
	TUBE / SLEEVES 25 off
VE82326	SLEEVE SPRING SPEEDO.9 I.DX18
SN610	BRASS SLEEVE 1/4"X3/8" .080" BORE
SN612	MILD STEEL SLEEVE NIPPLE 6 DIA X 12